
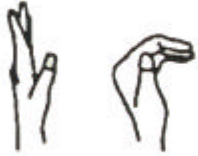








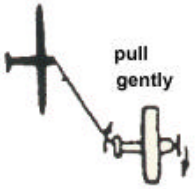
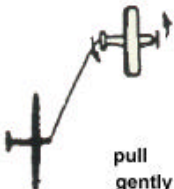








# RECOMMENDED STANDARD AMERICAN SOARING SIGNALS

<p>1. CHECK CONTROLS</p> 	<p>2. OPEN/CLOSE</p>  <p>TOW RELEASE</p>	<p>3. TAKE UP SLACK</p> 	<p>4. HOLD</p> 	<p>5. PILOT READY, LEVEL WINGS</p> 
<p>6. BEGIN TAKE-OFF</p>  <p>GROUND CREW</p>	<p>7. BEGIN TAKE-OFF</p>  <p>waggle rudder GLIDER PILOT</p>	<p>8. STOP ENGINE/ RELEASE TOWLINE</p> 	<p>9. STOP OPERATION</p>  <p>EMERGENCY!</p>	<p>10. TOWPLANE READY</p>  <p>waggle rudder</p>

## ON GROUND

<p>1. TURN RIGHT</p>  <p>pull gently</p>	<p>2. TURN LEFT</p>  <p>pull gently</p>	<p>3. SAILPLANE CANNOT RELEASE</p>  <p>move out, then rock wings</p>	<p>4. INCREASE SPEED</p>  <p>rock wings</p>
<p>5. DECREASE SPEED</p>  <p>fishtail</p>	<p>6. RELEASE <u>NOW!</u></p>  <p>rock wings</p>	<p>7. TOWPLANE CANNOT RELEASE</p>  <p>towplane fishtail</p>	<p>8. WARNING - SPOILERS OUT</p>  <p>waggle rudder</p>

## IN AIR